



**Oadby & Wigston**  
BOROUGH COUNCIL

# Learning Pool Logging In

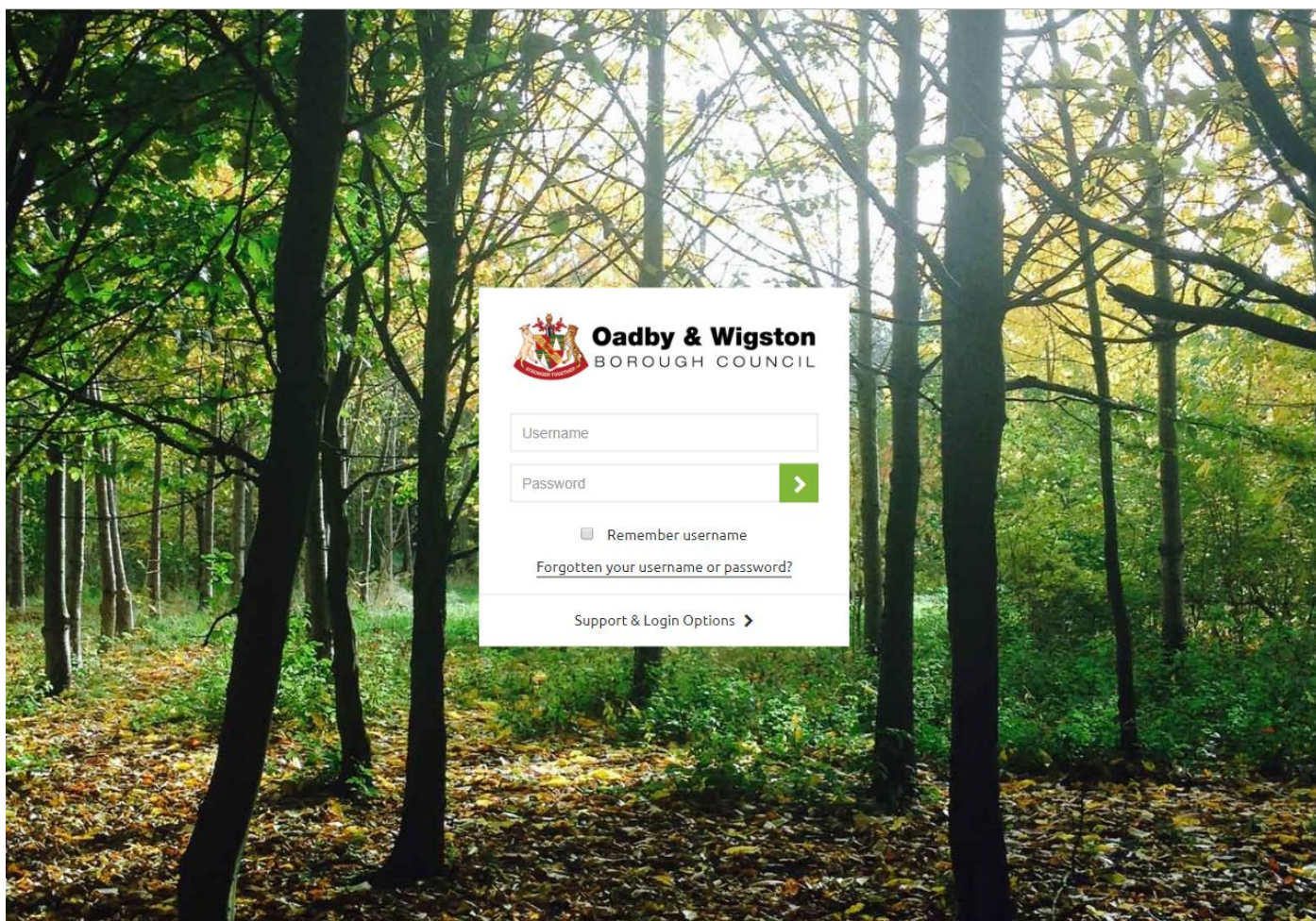


## Logging on to Learning Pool

To log on follow the link below;

<https://owbc.learningpool.com/login/index.php>

You will then be presented with the log on screen below;

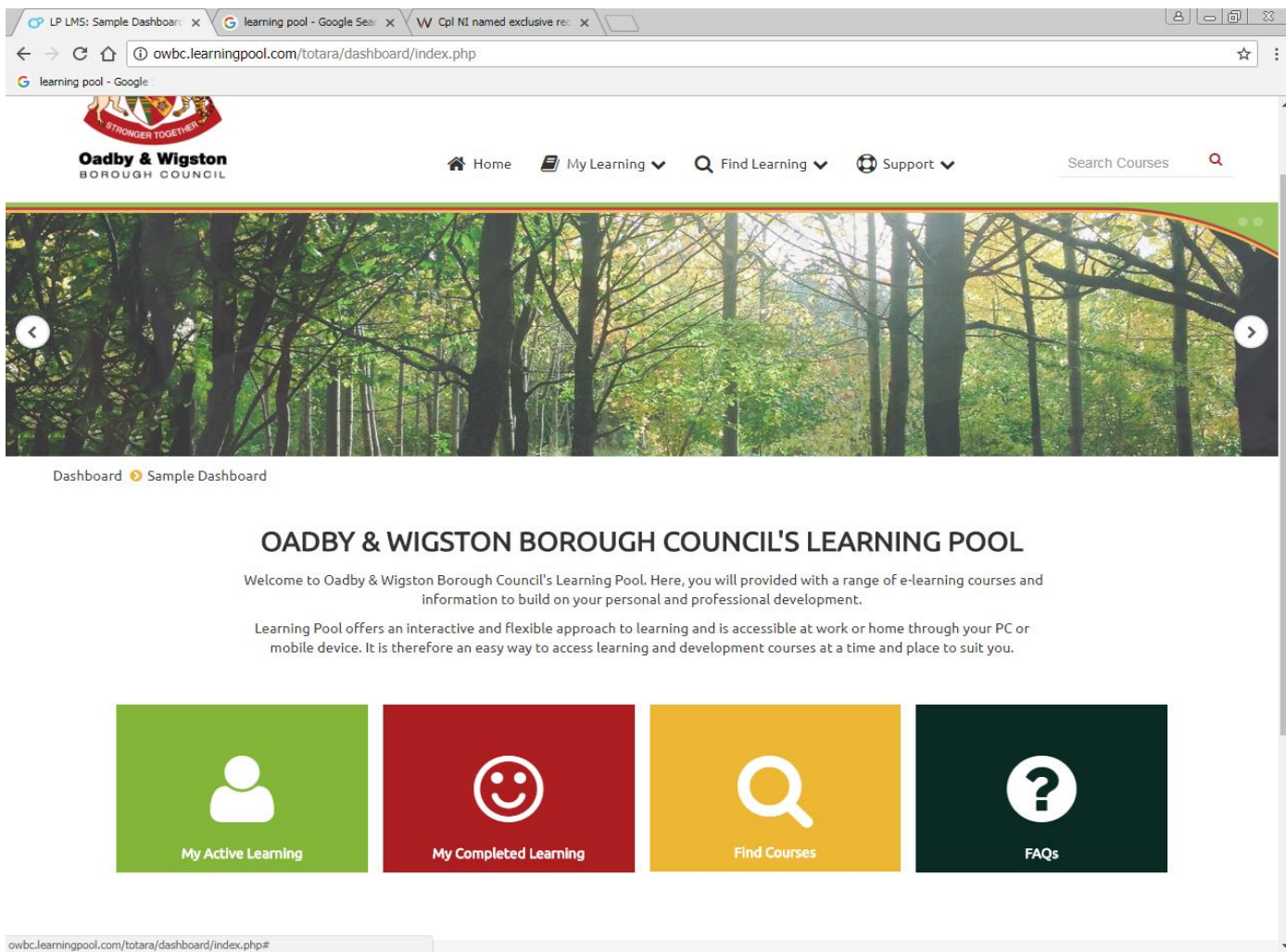


Your user name will be your email address. The first time you log in your password will be 'welcome1'. You will be asked to change your password once you have logged in, an example is below;

**Username:** [Joe.Bloggs@example.co.uk](mailto:Joe.Bloggs@example.co.uk)

**Password:** welcome1

Once you have logged on you will be presented with the screen below;



LP LMS: Sample Dashboard x learning pool - Google Search x Cpl NI named exclusive re: x

owbc.learningpool.com/totara/dashboard/index.php

learning pool - Google

**Oadby & Wigston**  
BOROUGH COUNCIL

Home My Learning Find Learning Support Search Courses

Dashboard Sample Dashboard

## OADBY & WIGSTON BOROUGH COUNCIL'S LEARNING POOL

Welcome to Oadby & Wigston Borough Council's Learning Pool. Here, you will provided with a range of e-learning courses and information to build on your personal and professional development.

Learning Pool offers an interactive and flexible approach to learning and is accessible at work or home through your PC or mobile device. It is therefore an easy way to access learning and development courses at a time and place to suit you.

My Active Learning My Completed Learning Find Courses FAQs

owbc.learningpool.com/totara/dashboard/index.php#

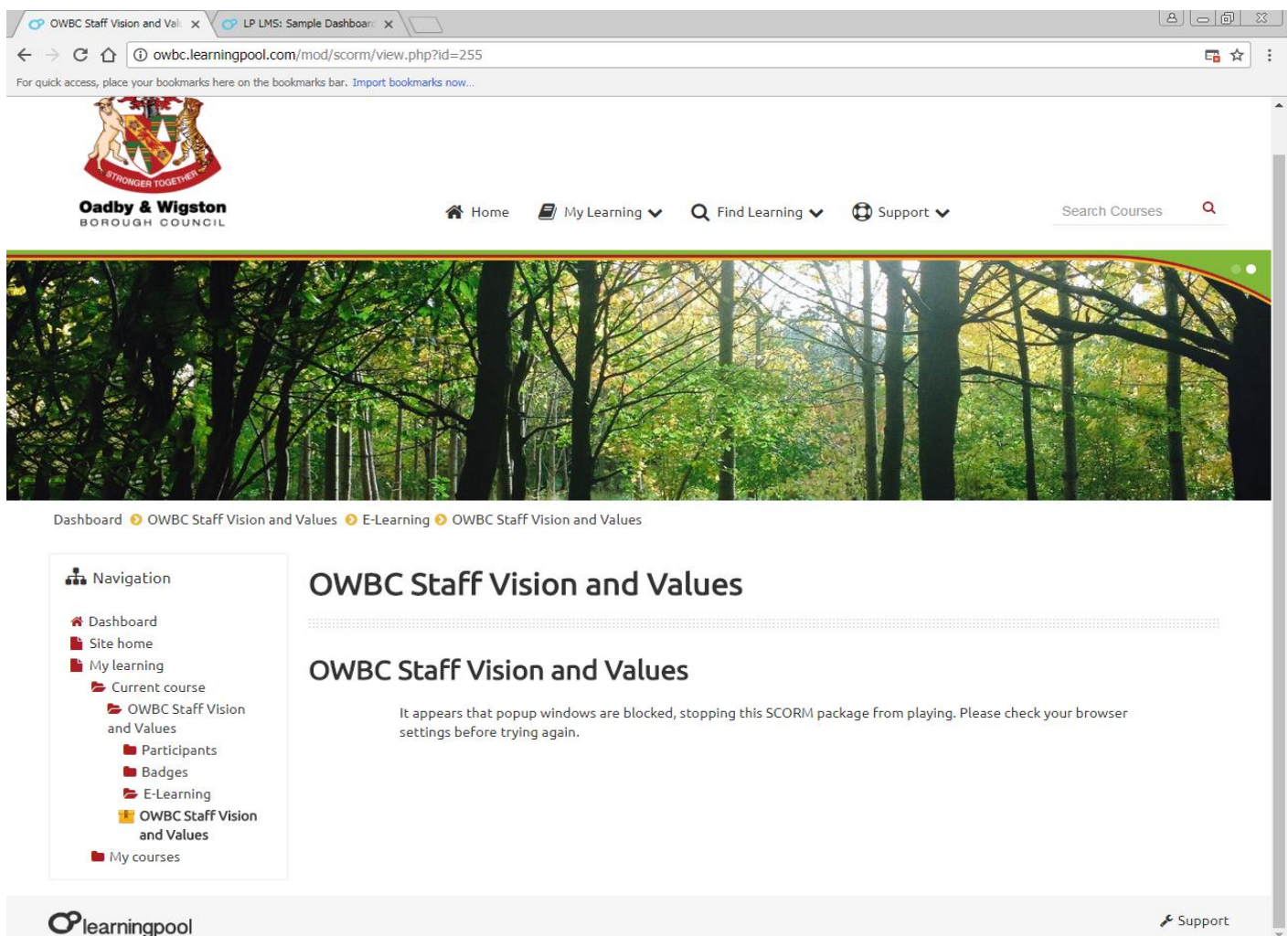
## Searching available courses on Learning Pool

- Click on 'Find Courses'
- In the search bar enter the name or a key word of the courses you are searching
- The course you have searched for should be displayed under the search bar
- Click on the course title
- Under 'Section 1' click on the course title
- Click the Green Enter button
- You should now be on the course home screen

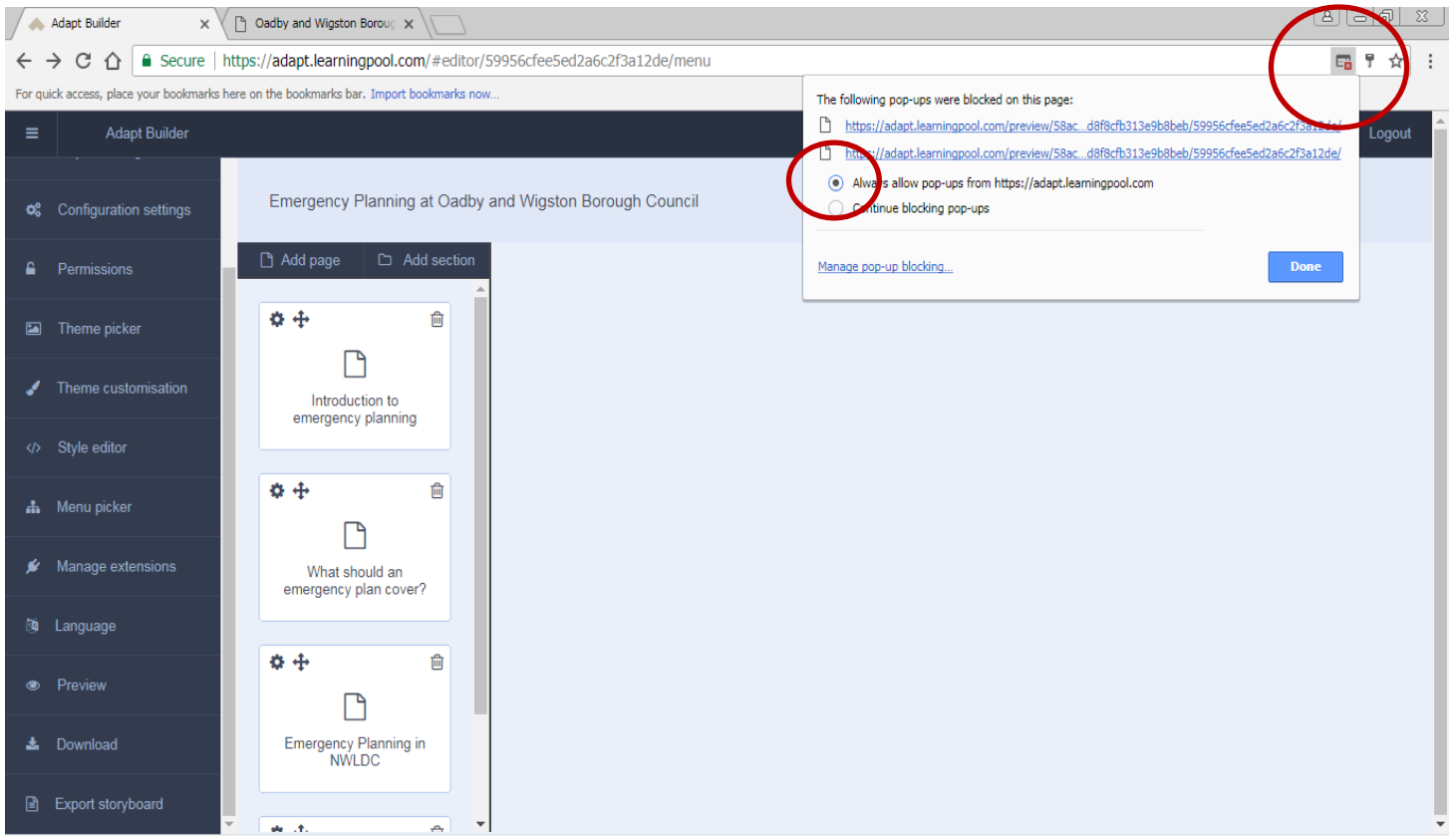
By following the instructions on the course home screen you should be able to navigate your way through the course.

## Pop Up Blocker

It is likely that while the course is opening a message will be displayed. This is asking you to disable the pop up blocker.



The screenshot shows a web browser window with two tabs: 'OWBC Staff Vision and Values' and 'LP LMS: Sample Dashboard'. The address bar shows the URL 'owbc.learningpool.com/mod/scorm/view.php?id=255'. The page header includes the Oadby & Wigston Borough Council logo and navigation links: Home, My Learning, Find Learning, and Support. A search bar is also present. Below the header is a large banner image of a forest. The main content area shows a breadcrumb trail: Dashboard > OWBC Staff Vision and Values > E-Learning > OWBC Staff Vision and Values. On the left is a navigation menu with options like Dashboard, Site home, My learning, Current course, OWBC Staff Vision and Values (with sub-items: Participants, Badges, E-Learning, OWBC Staff Vision and Values), and My courses. The main heading is 'OWBC Staff Vision and Values'. Below it, a message states: 'It appears that popup windows are blocked, stopping this SCORM package from playing. Please check your browser settings before trying again.' The footer contains the 'learningpool' logo and a 'Support' link.



To disable the pop up blocker;

- Click on the icon circled in the top right hand corner.
- Then click the 'always allow pop-ups from .....
- The course will continue to load and you will be able to start.

Learning pool is supported on behalf of the Council by fully trained support staff, so if you have any problems after this point you should contact Learning Pool support, contact details are below;

## **Support**

To contact support;

- Telephone : 0845 074 4114
- Email: [support@learningpool.com](mailto:support@learningpool.com)

Opening Hours are

- 08:00am-8:00pm Monday - Friday
- 09:00am-5:30pm Saturday-Sunday and Bank holidays

**GOOD LUCK**